

---

# Executive Vice President and Provost's Report

Dr. Samuel Mukasa

---

Internationalization Efforts



# Major Topics to Share

- Mandate of the *ESF 2030 Strategic Plan*
- Global Targets of Opportunity for ESF
- SUNY Chancellor's Cuba Initiative
- Rationale for Internationalization
  - I. US, NYS, and SUNY Student Enrollments in Decline
  - II. Global Demand for a US Education Growing
  - III. Contributions of International Students to US Higher Ed and the Economy are Significant





## IDEA+SJ & Sustainability: Meeting the Future

### Growing Opportunity & Excellence for Student Success

#### Access & Affordability

1. Institutionalize enrollment planning and develop a financial aid strategy
2. Grow enrollments in URM communities
3. Develop international student recruitment plan
4. Enhance the graduate student community
5. Increase access and affordability for all students
6. Increase retention rates and reduce time to degree
7. Establish transition programs for URM and 1st gen students
8. Establish lifelong learning opportunities in Open Academy with online degrees, certificates, and microcredential programs

#### Teaching & Learning Opportunities

1. Expand learning opportunities for a wide range of learners
2. Develop new programs in high-demand areas
3. Create a community of faculty with diverse pedagogies
4. Increase global fluency through expanded international opportunities
5. Develop customized student success supports
6. Provide experiential learning opportunities
7. Build partnerships with industry and gov't labs to promote professional grad degree programs
8. Rebuild ESF's assessment infrastructure. Revise CLOs to reflect what an ESF student is.

### Transdisciplinary Scholarship & Research Expansion

#### Research & Scholarship Empowerment

1. Increase effectiveness of faculty research time
2. Grant-making success and research funding
3. Redesign and improve grad student funding process
4. Use the cluster hires to facilitate and encourage transdisciplinary scholarship and research opportunities.
5. Incentivize transdisciplinary scholarship and research productivity
6. Develop and maintain collaborative and reliable databases
7. Build partnerships with industry and gov't labs to enhance scholarship and research
8. Recruit more international Ph.D. students

#### Resource Enhancement

1. Increase effective utilization of existing resources
2. Enhance the effectiveness of functions in HR, Business Office, CNS, and ORP
3. Increase revenue streams
4. Create a set of guidelines for instructional faculty teaching in non-degree programs to be based in the Open Academy
5. Establish a culture that allows faculty to stay on track for promotion and to grow external visibility
6. Create clearinghouse for all ESF funding for grads and undergrads to make sure nothing is left on the table
7. Identify resources to pay graduate assistants (GA/TA) a competitive wage

### Intentional Cultivation of Community & Belonging

#### Wellbeing

1. Make the ESF campus a welcoming environment for all
2. Enhance the ESF student experience
3. Make ESF a top place to work
4. Address deferred maintenance (SWOTs)
5. Build career advancement and leadership opportunities for faculty/staff
6. Promote and establish an inclusive workplace culture
7. Continue to explore work adaptation to the remote and hybrid concepts increasingly becoming common in the modern workplace

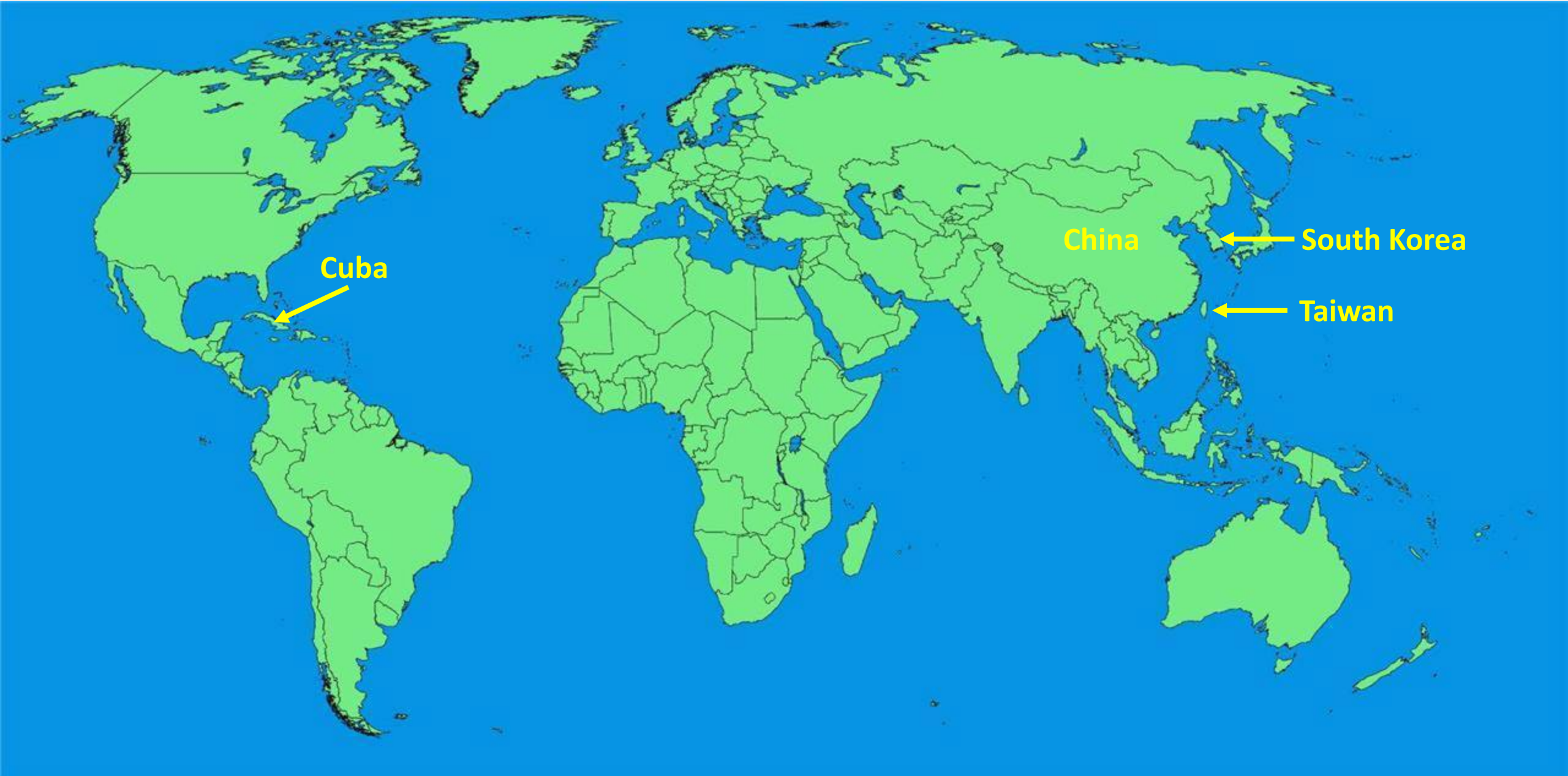
#### Community Outreach & Engagement

1. Advance commitment to external community connections
2. Grow sustained STEM career pathways in K-14
3. Create opportunities for civic engagement
4. Unite student outreach activities by reintroducing the ESF Science Corps umbrella
5. Enhance and engage in industrial and government partnerships
6. Increase ESF's visibility and external communication
7. Broaden community engagement through more frequent projects embedded in neighborhoods
8. Tie broadening community engagement to frequent open houses on campus

08/31/2023



# Countries Visited in 2023-2024



Cuba


China

South Korea

Taiwan



# ESF Partnerships in China



2. Henan Agricultural  
University in Zhengzhou  
3+2 or 3+1 BLA Landscape Arch

1. Beijing University of  
Chemical Technology  
3+1 B.S. Chem Eng



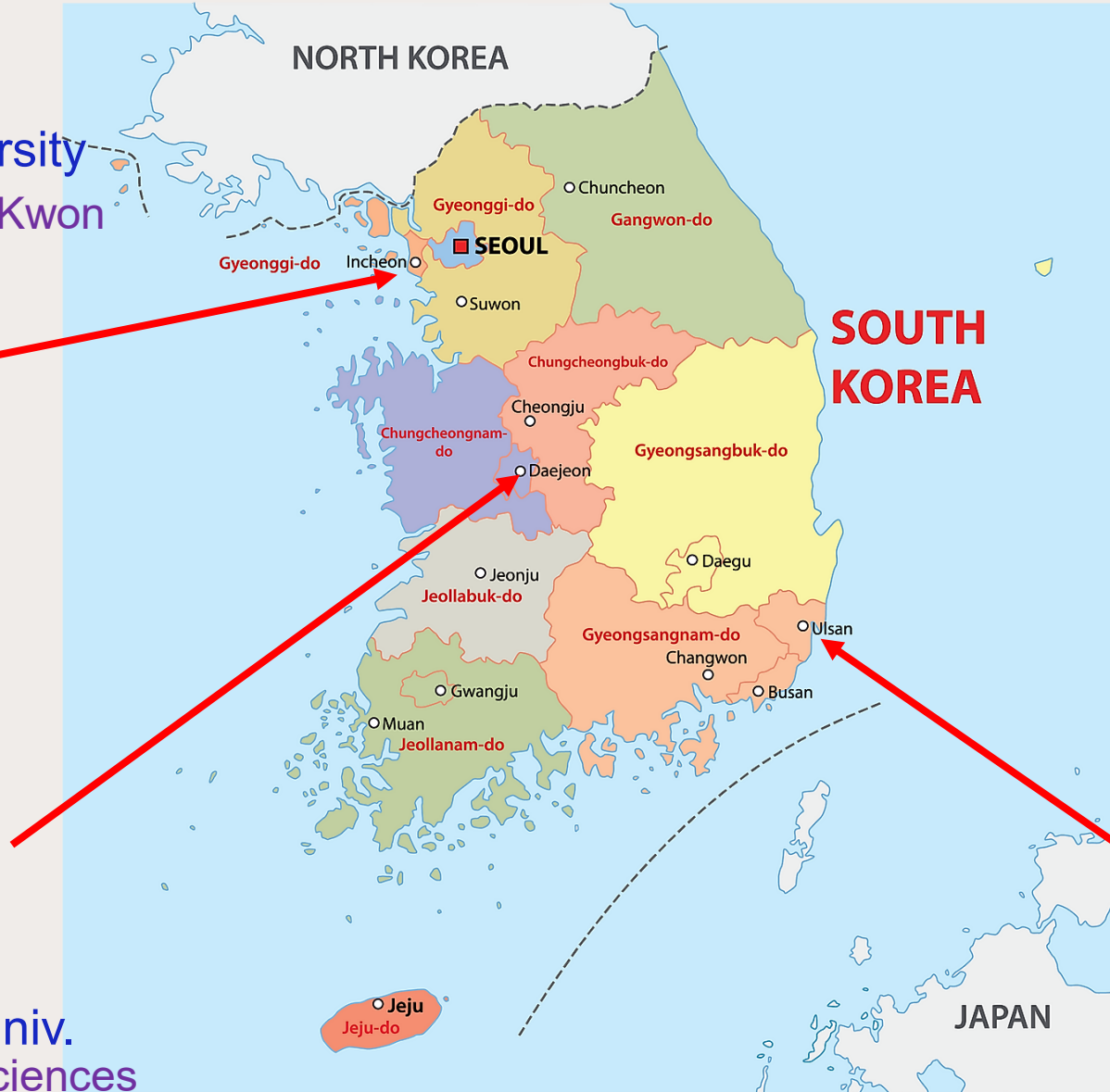
# ESF Partnerships in South Korea



2. Inha University  
Prof. Yong Gu Kwon  
visiting ESF on  
12/14/23



3. Chungnam National Univ.  
Dean, College of Natural Sciences



1. Ulsan National  
Institute of Science &  
Technology (UNIST)  
Nanoscience; semiconductors



# ESF Partnerships in Taiwan




1. Tunghai University MOU  
Signed in 2021  
Opportunities in CHEM, EB & Env Sci



2. Chang Jung Christian University (CJCU)  
Opportunities in Jane Goodall Institute



3. National Taiwan University (NTU)  
Interest in Cranberry Lake Bio Station +  
Student Exchange Programs



4. Dong Hwa University  
Opportunities in 3+1 Chemistry and  
Study-Abroad Programs



UNIV. DE NUEVA YORK


# SUNY Delegation to the Congreso Universidad

20+ delegates from Albany, Cortland, ESF, FIT, New Paltz, Oneonta, Purchase, SUNY system, and CUNY



State University  
New York

The State University  
of New York

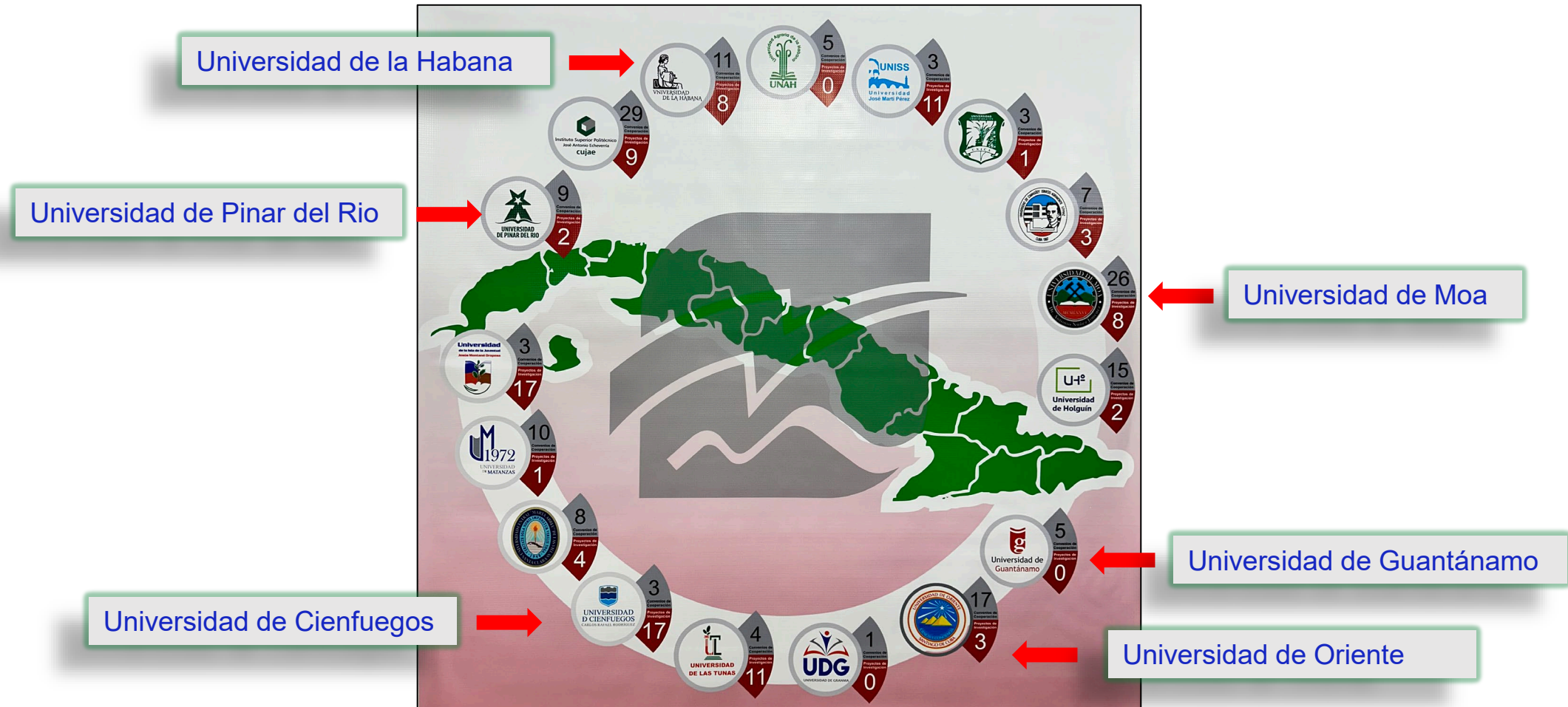


“Helping” to Hold Up Competitors’ Pennants

SUNY



# 17 Major Universities in Cuba





# Universities ESF Met With



Universidad de la Habana



Universidad de Moa



Universidad de Pinar del Rio



Universidad de Cienfuegos



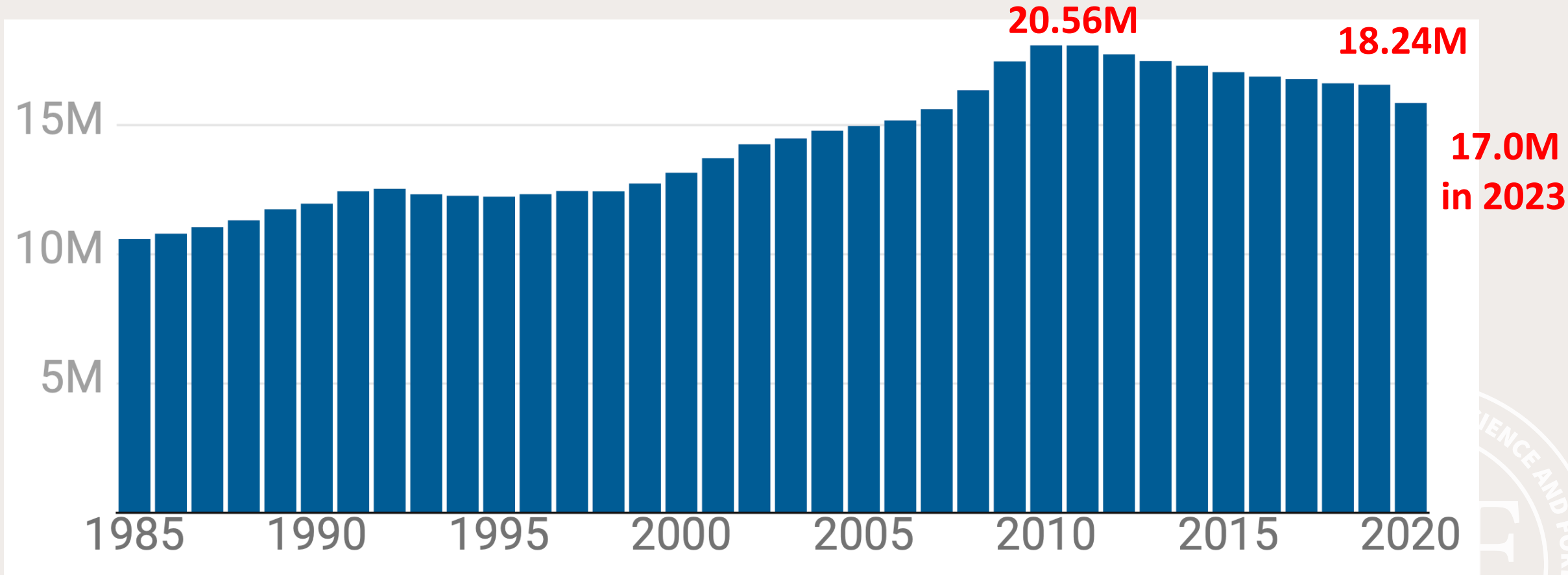
Universidad de Oriente



Universidad de Guantánamo

# Nationwide Decline in College Enrollments

Undergraduate enrollments peaked in 2010-11 and then began a slide that continues to this day



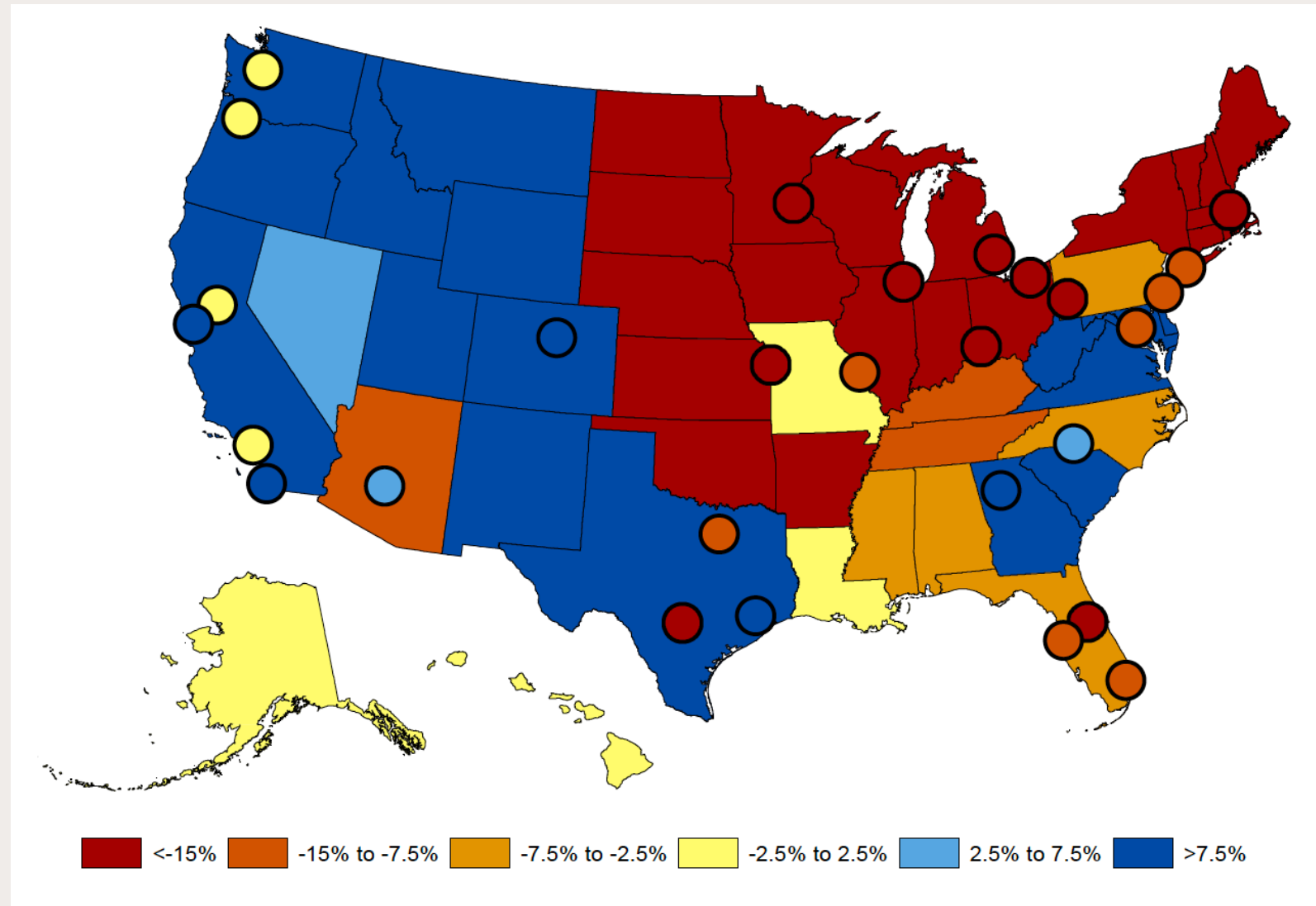
Note: Data reflect degree-granting four-year and two-year public, private nonprofit, and private for-profit institutions.  
Chart: Audrey Williams June • Source: U.S. Department of Education • [Get the data](#) • Created with [Datawrapper](#)



# US Regional Demographics

Forecasted Growth/Decline in Students Who Will Attend National 4-Year Institutions, 2012-2029

Source: Demographics & the Demand for Higher Ed by Nathan D. Grawe (2018)



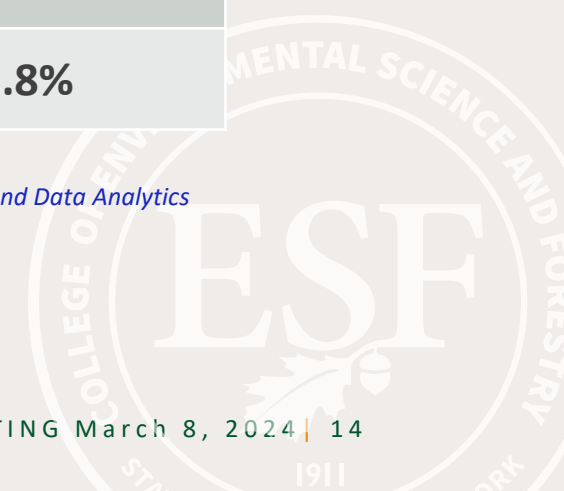
# High Level Percent Changes, Fall 2022 to Fall 2023 (as of November 8, 2023)

<b>UNDERGRADUATE FIRST-TIME</b> Percent Change from Fall 2022 to Fall 2023	
SUNY-wide	+4.3%
State-operated	+4.6%
Doctoral	+3.2%
Comprehensive	+2.6%
Technology	+13.3%
Community Colleges	+3.9%

Source: SUNY Data Warehouse  
SUNY System Administration Office of Institutional Research and Data Analytics  
November 8, 2023

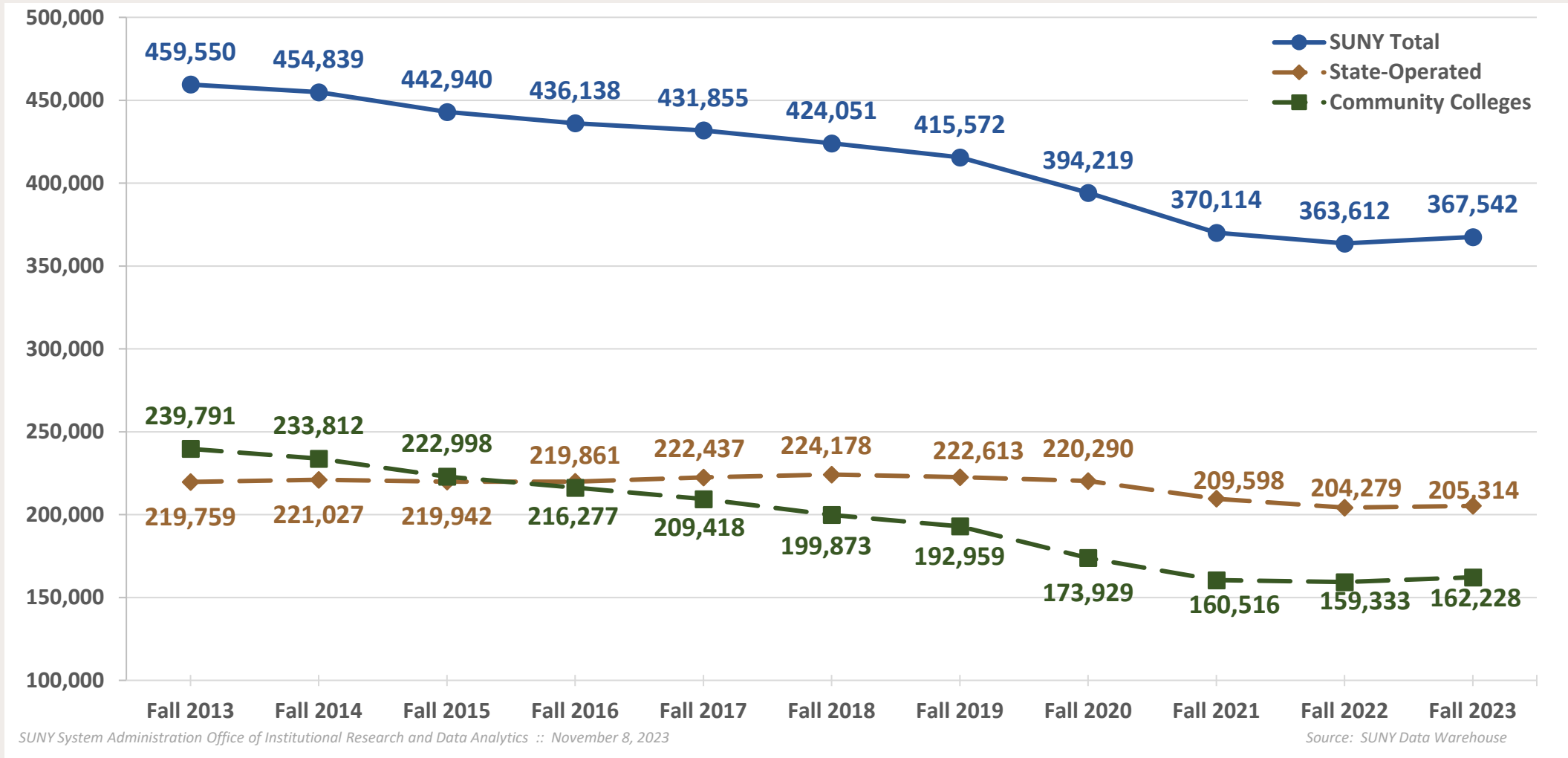
<b>TOTAL ENROLLMENT</b> Percent Change from Fall 2022 to Fall 2023	
SUNY-wide	+1.1%
State-operated	+0.5%
Doctoral	+0.1%
Comprehensive	+0.5%
Technology	+2.5%
Community Colleges	+1.8%

Source: SUNY Data Warehouse  
SUNY System Administration Office of Institutional Research and Data Analytics  
November 8, 2023

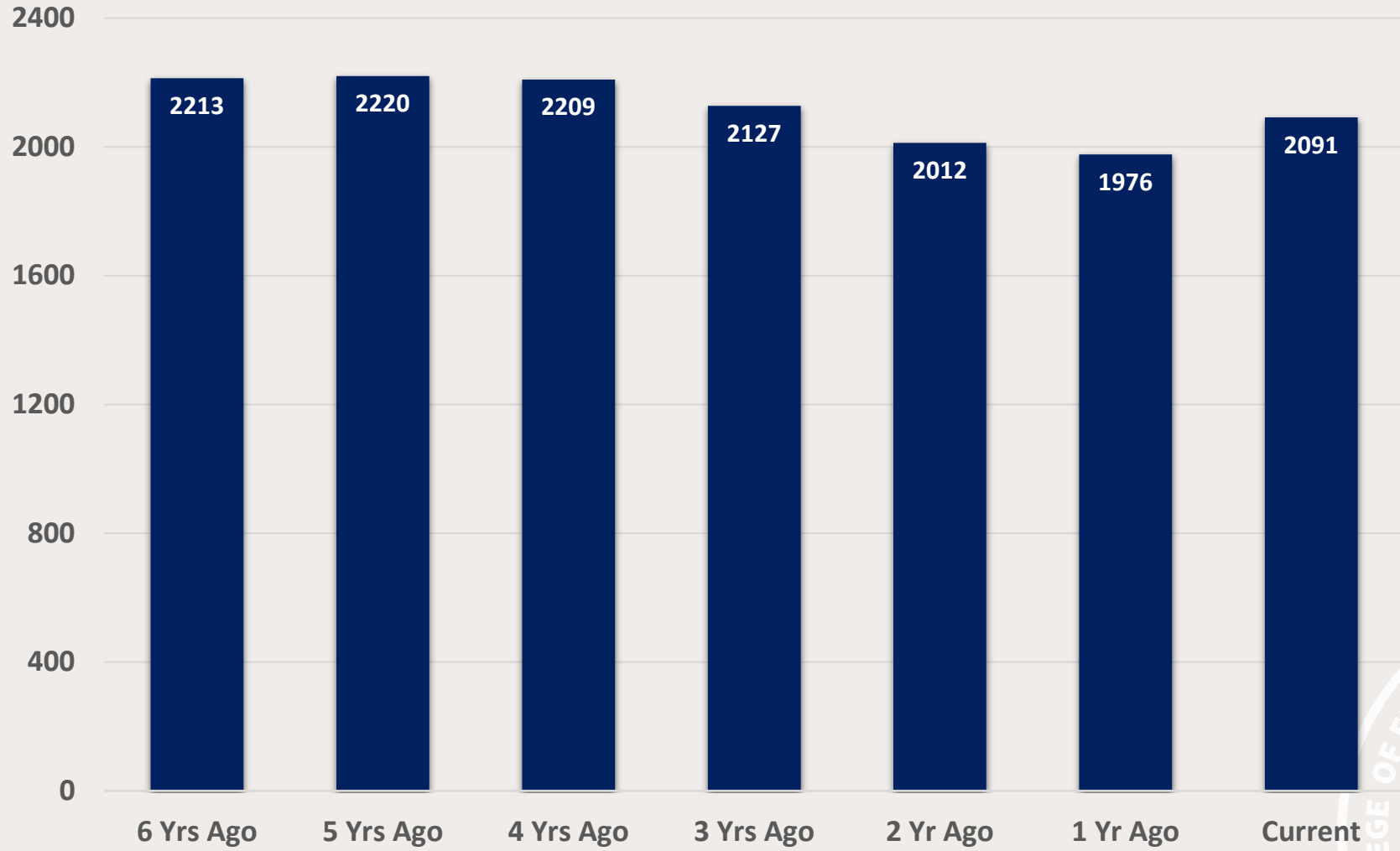




# SUNY Overall Enrollment Trend: Fall 2013 to Fall 2023



### Net Drop of 5.5% Over 6 Years

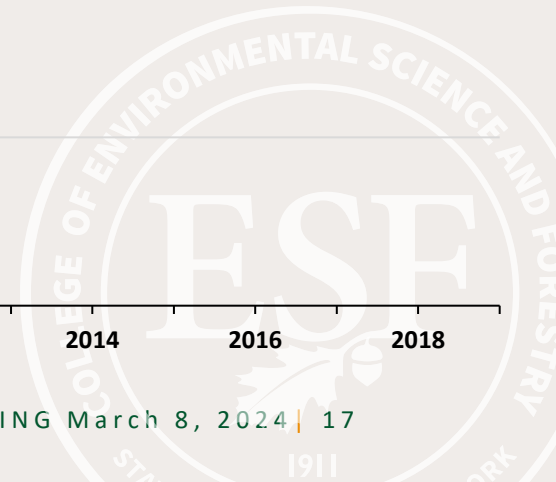
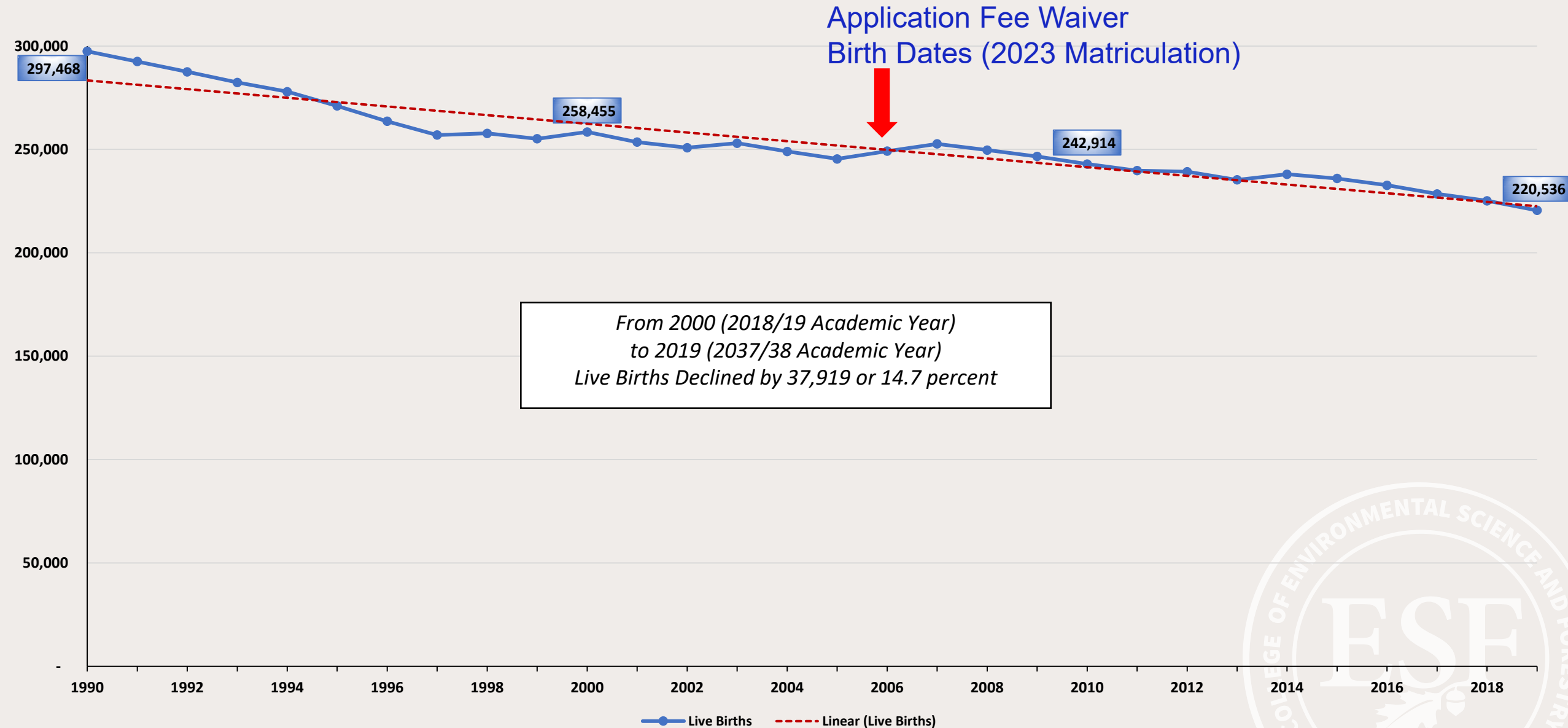


Source: SUNY System Administration Office of Institutional Research and Data Analytics

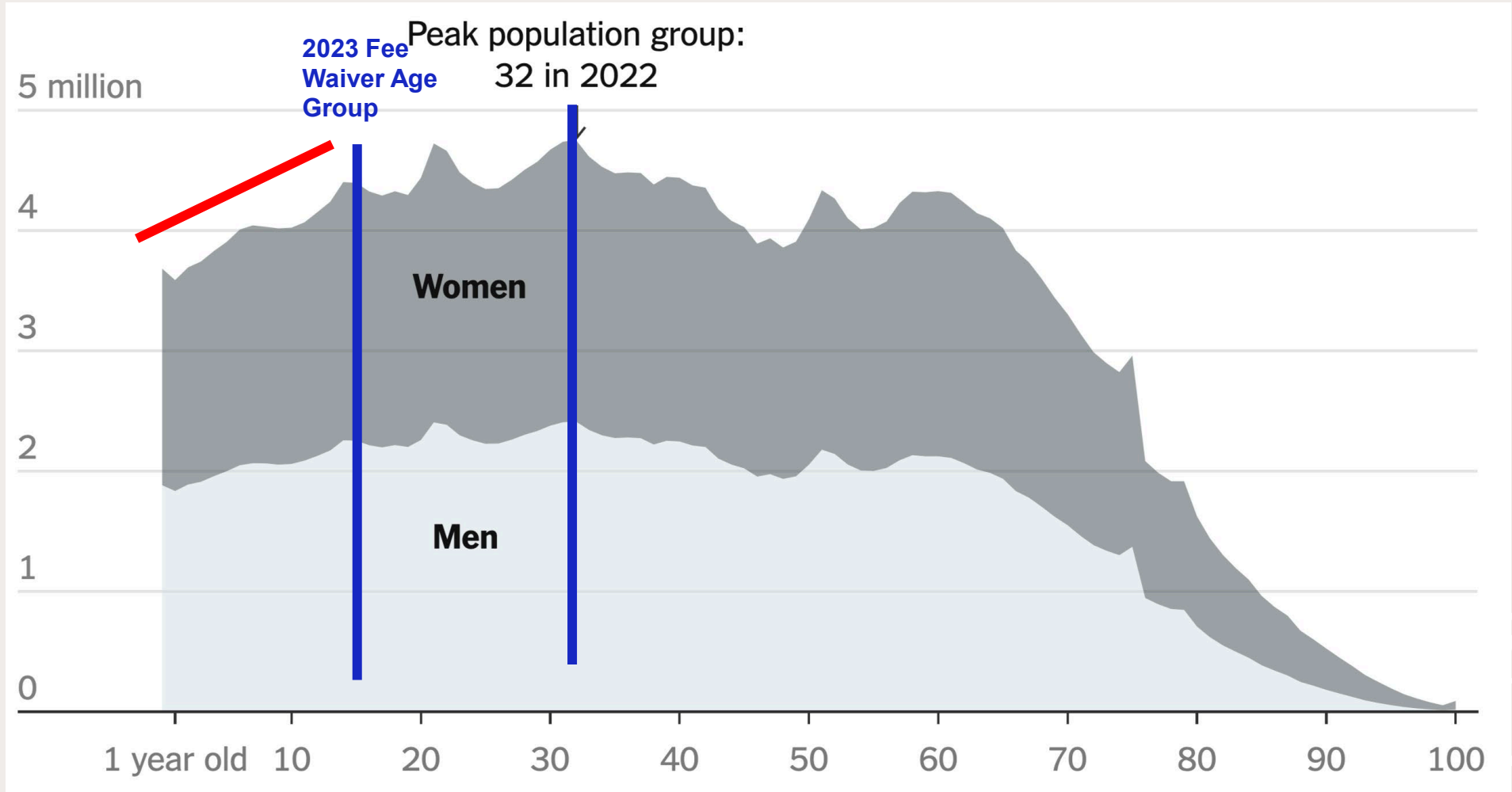




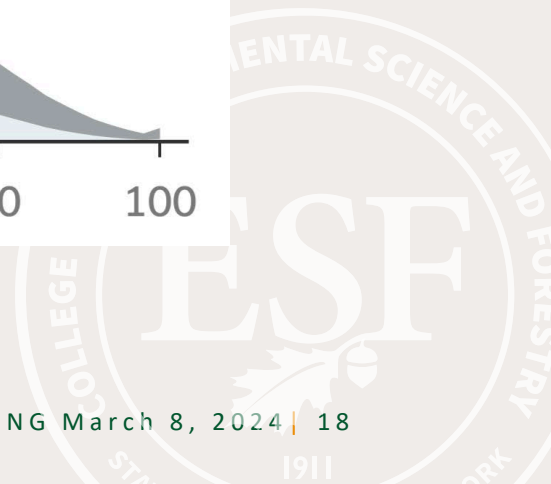
# Historical Live Births in NYS (1990-2019)



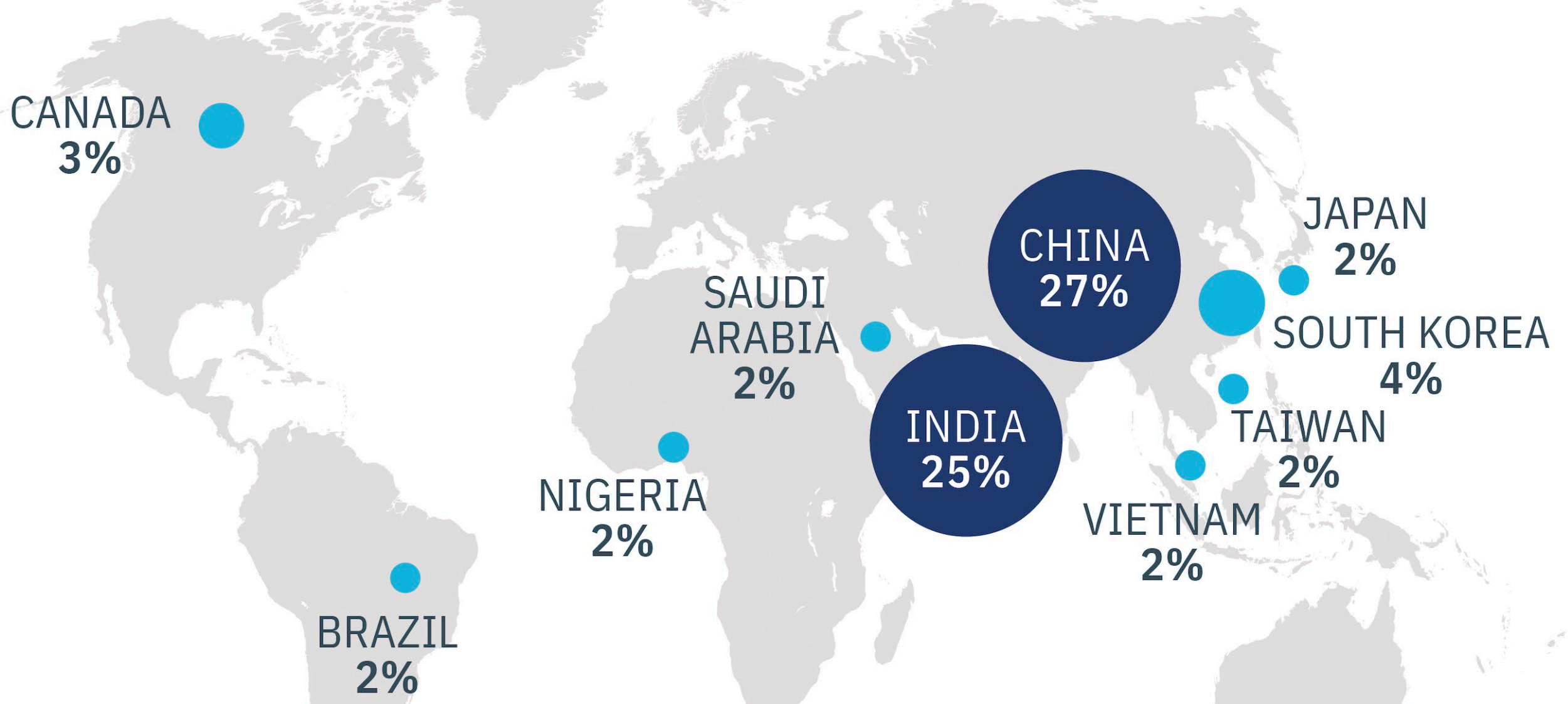
# US Age Distributions



Source: U.S. Census Bureau; Reported in The New York Times, March 3, 2024







Leading Places of Origin for International Students

Students from China and India account for **53%** of international students in the US

# Student Origins and Interests

**1,057,188** international students enrolled at U.S. higher education institutions and were on Optional Practical Training (OPT) in the 2022/23 academic year.

Place of Origin	Total Students
Canada	27,876
China	289,526
Colombia	9,096
France	8,552
Germany	9,751
Hong Kong	5,867
India	268,923
Indonesia	8,467



Math and  
computer science  
**23%**



Engineering  
**19%**

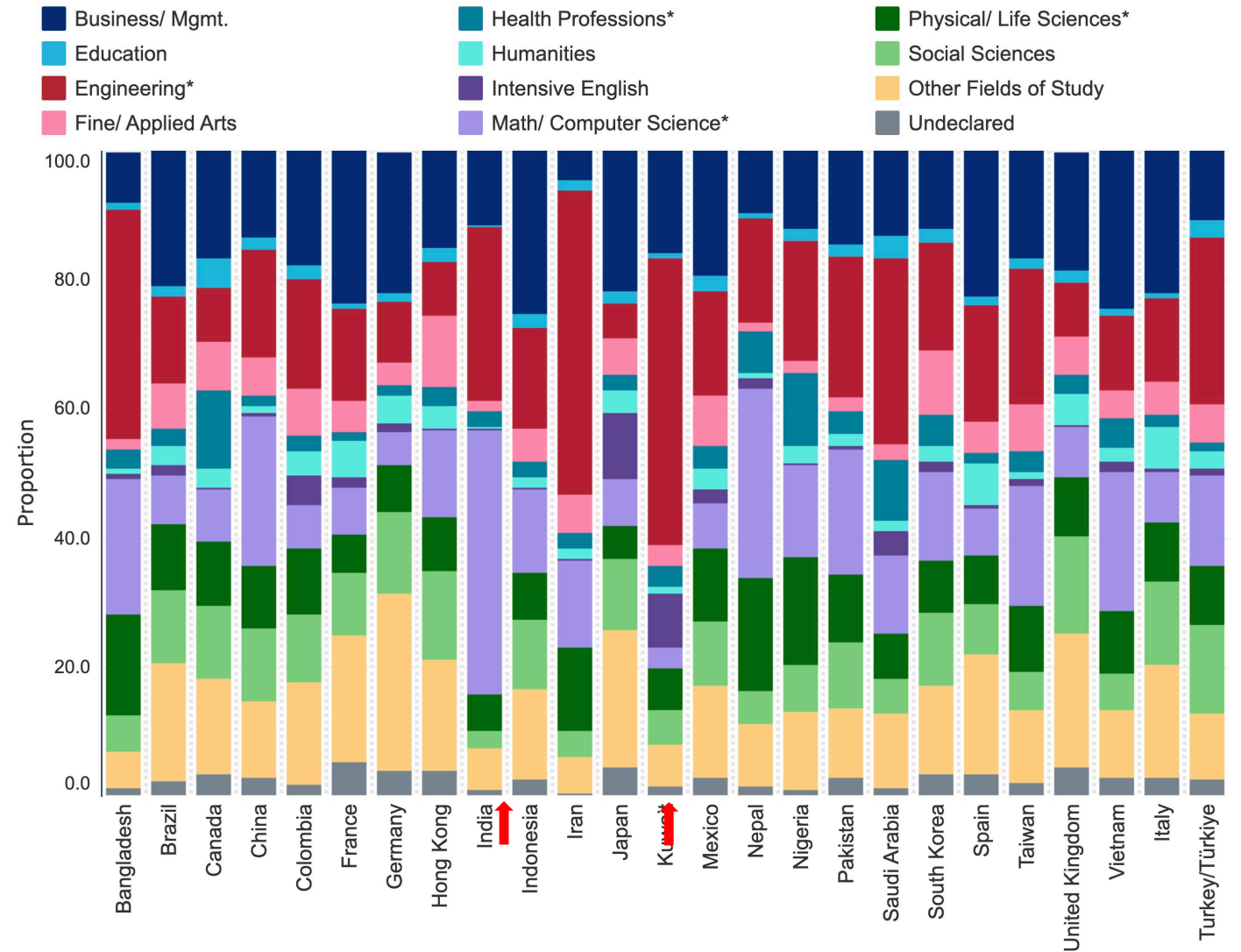


Business and  
management  
**15%**



Social  
sciences  
**8%**

# Detailed Student Origins and Interests

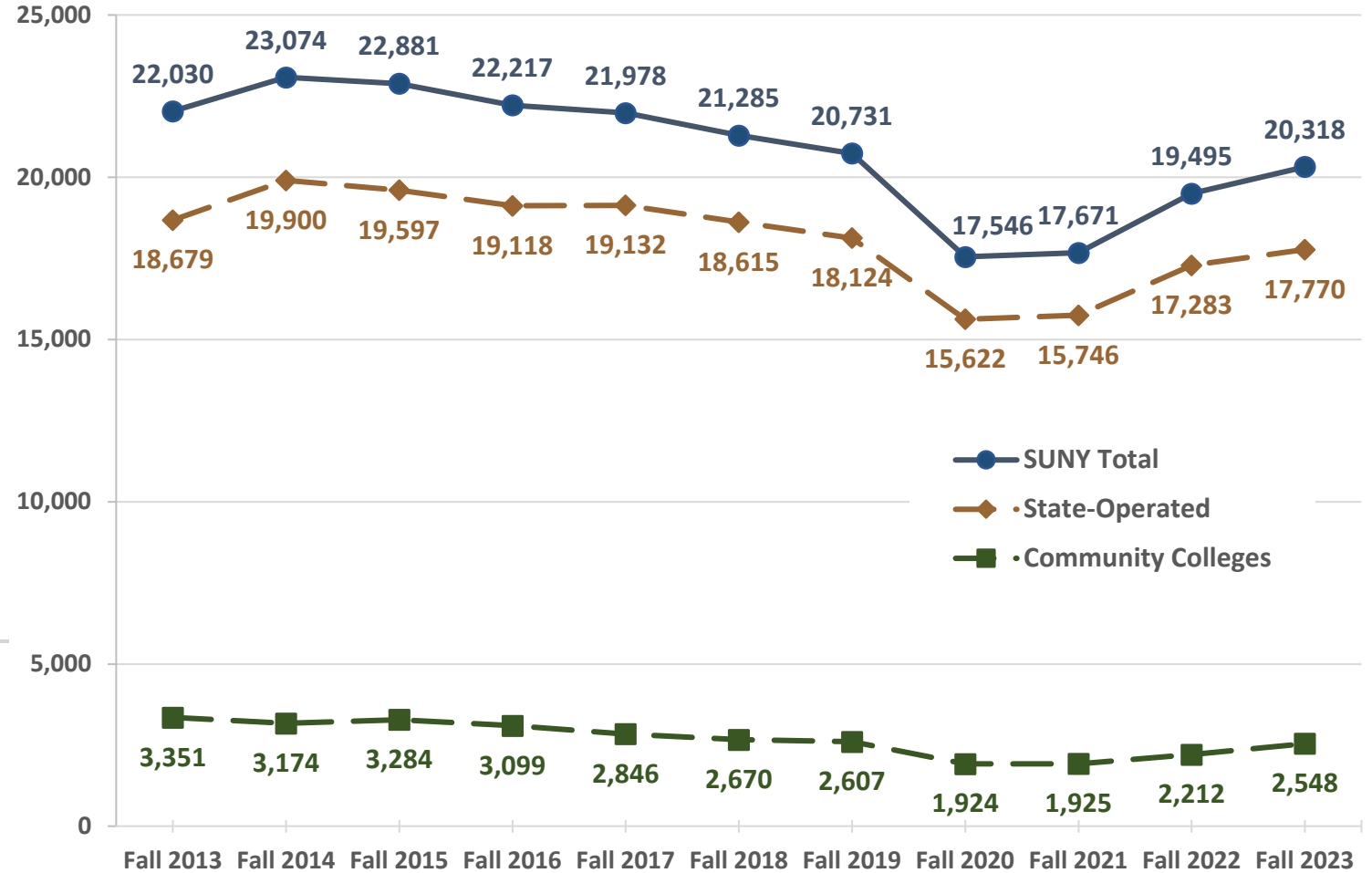


**Suggested citation:** Institute of International Education. (2023). "Fields of Study of Students from Selected Places of Origin, 2009/10 - 2022/23." *Open Doors Report on International Educational Exchange*. Retrieved from <http://www.opendoorsdata.org>.



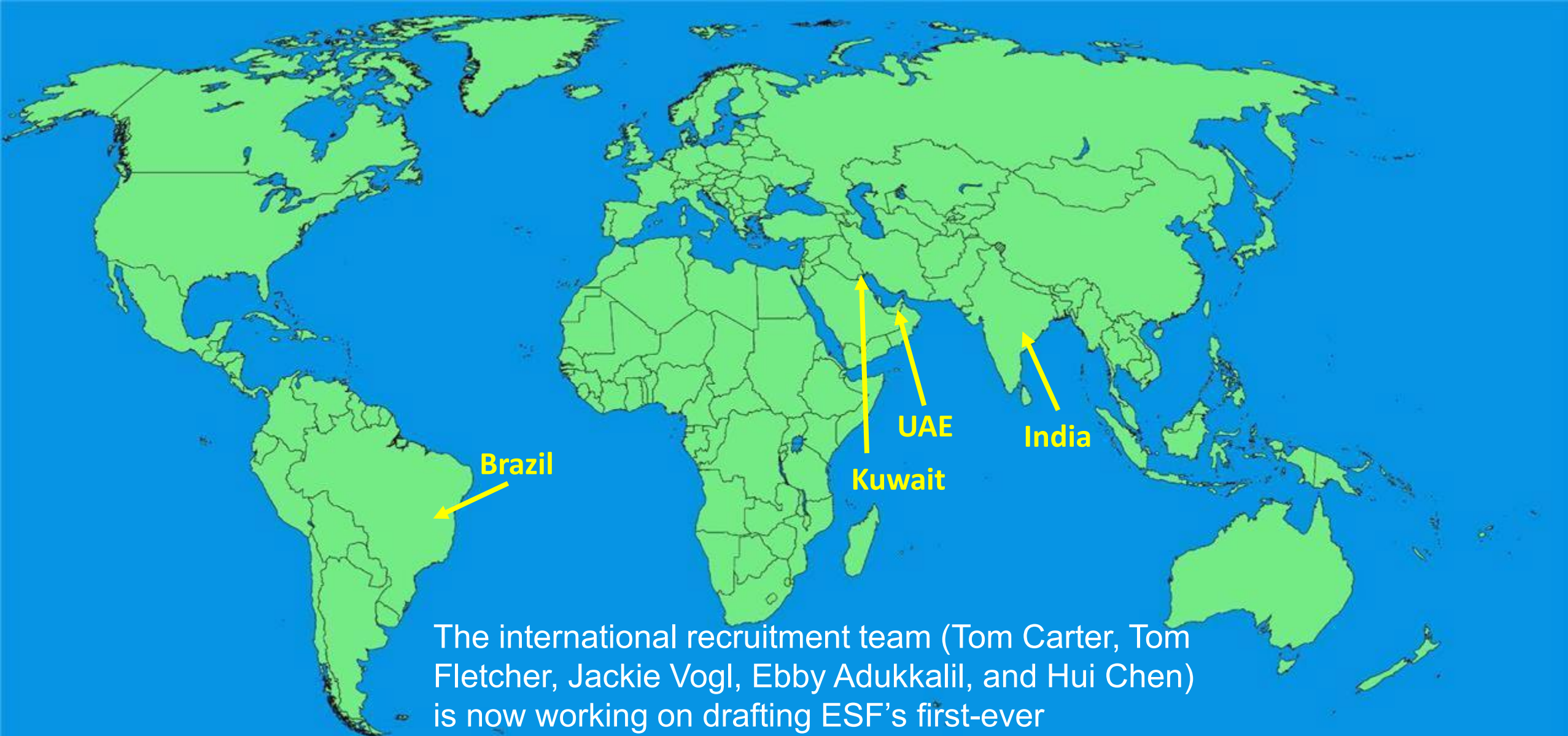
# International Enrollment Trend: Fall 2013 to Fall 2023

SUNY International Enrollment Trend: Fall 2013 - Fall 2023  
(includes FT and PT, Undergraduate and Graduate)

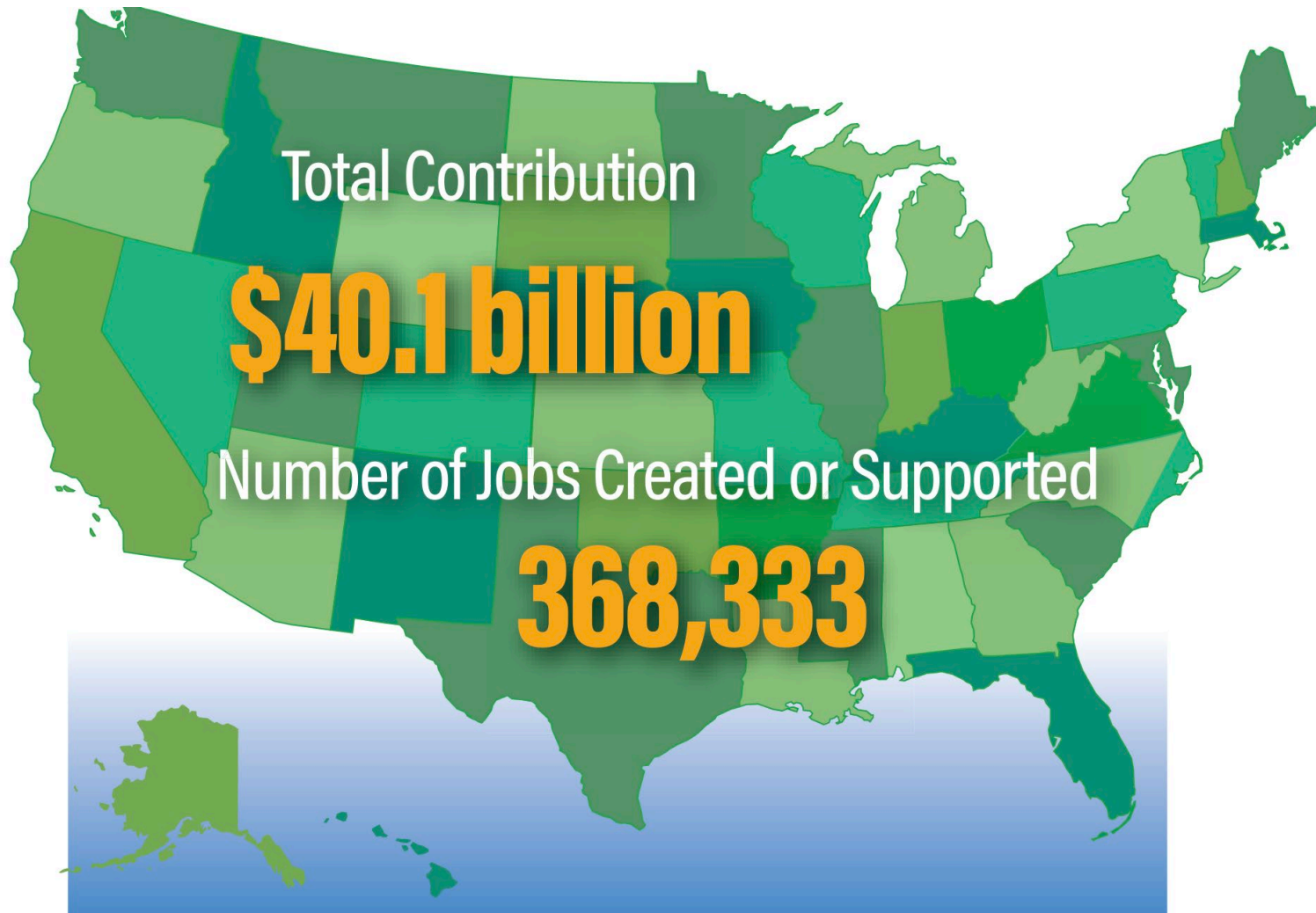


SUNY System Administration Office of Institutional Research and Data Analytics :: November 13, 2023  
Sources: SUNY Data Warehouse

# Countries Which Should be Visited Soon



The international recruitment team (Tom Carter, Tom Fletcher, Jackie Vogl, Ebby Adukkalil, and Hui Chen) is now working on drafting ESF's first-ever "International Student Recruitment Plan"



# Economic Impact of International students in the US

Source: NAFSA's InternationalStudentEconomicValueTool at [www.nafsa.org/economicvalue](http://www.nafsa.org/economicvalue)